


VEGA SERIES™

RESIDENTIAL SOLAR MONO | BIFACIAL | PERC | PV MODULE



Power Range:	360W 365W 370W 375W
Technology:	PERC Half cut cell 9 Busbar 120 Cells
Design:	Single Glass Black Frame Transparent Back
Module Efficiency:	20.0%
Cell Efficiency:	22.5%~23.3%
Power Tolerance:	0~+5W
System Voltage:	1000/1500 V DC
Module Size:	70.63 x 41.19 x 1.38 inch
Module Weight:	48.50 lb.
Module Code:	BVM6610M-XXS-H-HC-BF

DESIGNED TO PERFORM AND BUILT TO LAST

Our PV modules are designed with better technology in mind, made from robust product components, under stringent quality control steps and high-tech manufacturing processes.

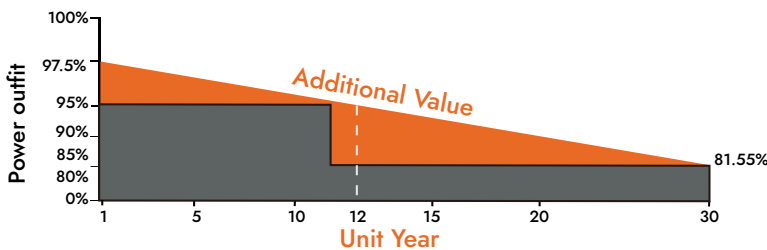
PERC, half-cut, multi-busbar, and large cell designs enables our PV modules to pack more power per module, capture more

photons, produce more energy, and provide reliable, dependable system performance under different installations requirements, difficult weather, or environmental conditions. Whether you are EPC, installer, contractor, or project developer, we have the right and better PV module for your residential, commercial, industrial, and utility scale solar projects.

- Monocrystalline technology
- P-Type semiconductor
- Passivated emitter and rear cell technology
- Half cut cell
- Multi-Busbar cell
- Large wafer design
- Beautiful aesthetic
- Robust product component

WARRANTY

30 - Year linear power warranty
12 - Year product warranty



- Output Linear Warranty
 - Standard Warranty
- 1 (12) years product warranty
2 Out linear warranty with 2.5% degradation in the 1st year and less than 0.55% degradation each year from 2nd year to 30th year

CERTIFICATES

UL 61730 | IEC 61215 | IEC 61730 | CEC Listed | CE
ISO 9001 Quality Management System
ISO 14001 Environmental Management System
ISO 45001 Occupational Health and Safety Management System

*Please contact with Boviet Solar representatives for full list of certificates according to local requirements and product type

ELECTRICAL CHARACTERISTICS | STC

Maximum Power (Pmax)	360W	365W	370W	375W
Maximum Power Current (Imp)	10.78A	10.87A	10.96A	11.06A
Maximum Power Voltage (Vmp)	33.45V	33.63V	33.81V	33.96V
Short Circuit Current (Isc)	11.37A	11.46A	11.54A	11.62A
Open Circuit Voltage (Voc)	40.21V	40.38V	40.56V	40.75V
Module Efficiency	19.2%	19.5%	19.7%	20.0%
Power Tolerance	0~+5W	0~+5W	0~+5W	0~+5W

STC: AM1.5 Irradiance 1000W/m, 25° C

ELECTRICAL CHARACTERISTICS | NOCT

Maximum Power (Pmax)	286W	290W	295W	299W
Maximum Power (Pmax)	268.8W	272.6W	276.3W	280.1W
Maximum Power Current (Imp)	8.63A	8.71A	8.78A	8.86A
Maximum Power Voltage (Vmp)	31.18v	31.35v	31.52v	31.66v
Short Circuit Current (Isc)	9.19A	9.26A	9.32A	9.39A
Open Circuit Voltage (Voc)	37.62v	37.78v	37.95v	38.13v

NOCT: AM 1.5 Irradiance 800/m², 20° C, Wind speed 1m/s

MECHANICAL CHARACTERISTICS

Solar Cell	Monocrystalline I PERC PV Cells 166mm Cell I Half-cut I 9 Busbar I 120 (6x20) pcs in series
Solar Modules	Bifacial I 70.63 x 41.19 x 1.38 inch. I Weight: 48.50 lb.
Module Glass	3.2 mm (0.13 inch) High transparency, low iron, AR-coated tempered glass
Module Frame	Frame 35 mm Ultra-strong anodized aluminum alloy frame
Module Junction Box	IP68 rated I 3 bypass diodes
Module Output Cable	4mm ² (EU) I 12 AWG (US) 39.38 inch
Module Connector	Multi contact (MC4) compatible connectors
Module Encapsulant	POE
Module Backsheet	Transparent with grid, FFC/PET/FFC material 0.315mm thickness for transparent area, 0.335mm included grid layer.
Module Fire Type	Type 1 Fire rated

PACKING INFORMATION

Pieces per pallet:	31
Pallets per container (40HQ):	24
Pieces per container (40HQ):	744
Pallet Weight:	1613.78 lb
Pallet Dimension:	72.05 x 44.69 x 45.88 inch

MAXIMUM RATING

Operating Temperature	-40°F~-185°F
Maximum Series Fuse Rating	20A
Isc Temperature Coefficient	1000/1500V DC

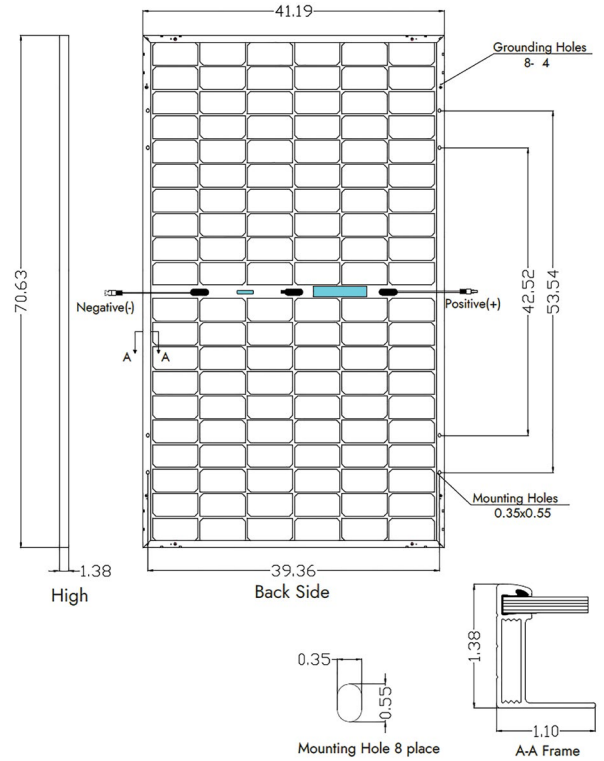
THERMAL CHARACTERISTICS

Pmax Temperature Coefficient	-0.35%/K
Voc Temperature Coefficient	-0.285%/K
Isc Temperature Coefficient	+0.05%/K
NOCT	113±35.6°F

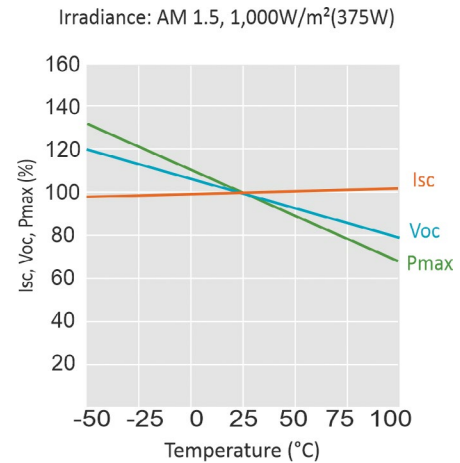
BIFACIAL OUTPUT-BACKSIDE POWER GAIN

10%	Pmax(W)	396	402	407	413
	Module efficiency (%)	21.38	21.67	21.97	22.27
20%	Pmax(W)	432	438	444	450
	Module efficiency (%)	23.32	23.64	23.97	24.29

PV Module: Mechanical Drawing



PV Module: IV Curve



PV Module: IV Curve

